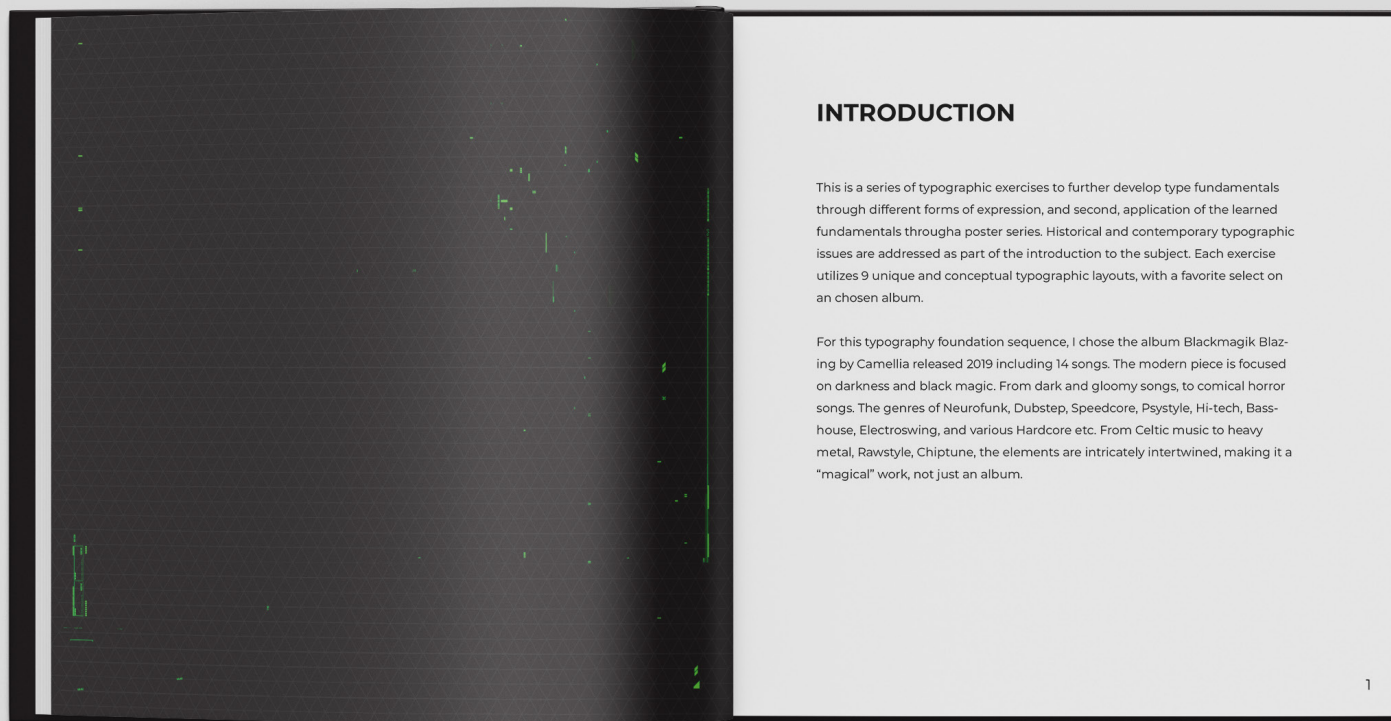


Blackmagik Blazing Album Covers

Type 2: Structure
Dale Foronda
GPRT-153-06

Helen Pan | Term 2
ArtCenter College of Design
Graphic Design Student





INTRODUCTION

This is a series of typographic exercises to further develop type fundamentals through different forms of expression, and second, application of the learned fundamentals through a poster series. Historical and contemporary typographic issues are addressed as part of the introduction to the subject. Each exercise utilizes 9 unique and conceptual typographic layouts, with a favorite select on an chosen album.

For this typography foundation sequence, I chose the album Blackmagik Blazing by Camellia released 2019 including 14 songs. The modern piece is focused on darkness and black magic. From dark and gloomy songs, to comical horror songs. The genres of Neurofunk, Dubstep, Speedcore, Psystyle, Hi-tech, Bass-house, Electroswing, and various Hardcore etc. From Celtic music to heavy metal, Rawstyle, Chiptune, the elements are intricately intertwined, making it a "magical" work, not just an album.



Masaya Oya or Camellia also known as Cametek, is a Japanese EDM artist: a composer, an arranger, and a musical lyricist that creates mainly rhythm-gamewise music featuring hardcore, bass music and dance music. His music is featured in games such as Osu!, BeatSaber, Arcaea, Sound Voltex, etc. And as sub-weapon, denpa/dempa songs. Moreover, pops, rock, metal, jazz, ethnic, chiptune, etc., making any kind of music and shuffling them to cause a chemical reaction.

Masaya is an all-round artist, being proficient on piano, bass, and guitar, as well as for having a varied music style, having dabbled in several styles and countless genres. He's well versed on EDM, dubstep/drumstep, electro, glitch hop, and psytrance, but often does trap, hardcore, hardstyle, and speedcore. He also composes denpa music, often collaborating and even releasing a few albums together with vocalist nanahira.

1 Typeface

Blackmagik Blazing

C A M E L L I A

BLACKMAGIK

BLAZING

BLACKMAGIK
BLAZING 2019
Camellia

BLACKMAGIK
BLAZING 2019
Camellia

BLACKMAGIK
BLAZING 2019
Camellia

BLACKMAGIK
BLAZING 2019
Camellia



BLACK MAGIK BLAZING

9	BLACK & BAY	34.36	
10	BRAVO PRODUCTIONS INCENT	61.22	
11	BRIDGE	25.00	
12	BUCKLE UP	25.00	
13	BUCKLE UP	25.00	
14	BUCKLE UP	25.00	
15	BUCKLE UP	25.00	
16	BUCKLE UP	25.00	
17	BUCKLE UP	25.00	
18	BUCKLE UP	25.00	
19	BUCKLE UP	25.00	
20	BUCKLE UP	25.00	
21	BUCKLE UP	25.00	
22	BUCKLE UP	25.00	
23	BUCKLE UP	25.00	
24	BUCKLE UP	25.00	
25	BUCKLE UP	25.00	
26	BUCKLE UP	25.00	
27	BUCKLE UP	25.00	
28	BUCKLE UP	25.00	
29	BUCKLE UP	25.00	
30	BUCKLE UP	25.00	
31	BUCKLE UP	25.00	
32	BUCKLE UP	25.00	
33	BUCKLE UP	25.00	
34	BUCKLE UP	25.00	
35	BUCKLE UP	25.00	
36	BUCKLE UP	25.00	
37	BUCKLE UP	25.00	
38	BUCKLE UP	25.00	
39	BUCKLE UP	25.00	
40	BUCKLE UP	25.00	
41	BUCKLE UP	25.00	
42	BUCKLE UP	25.00	
43	BUCKLE UP	25.00	
44	BUCKLE UP	25.00	
45	BUCKLE UP	25.00	
46	BUCKLE UP	25.00	
47	BUCKLE UP	25.00	
48	BUCKLE UP	25.00	
49	BUCKLE UP	25.00	
50	BUCKLE UP	25.00	
51	BUCKLE UP	25.00	
52	BUCKLE UP	25.00	
53	BUCKLE UP	25.00	
54	BUCKLE UP	25.00	
55	BUCKLE UP	25.00	
56	BUCKLE UP	25.00	
57	BUCKLE UP	25.00	
58	BUCKLE UP	25.00	
59	BUCKLE UP	25.00	
60	BUCKLE UP	25.00	
61	BUCKLE UP	25.00	
62	BUCKLE UP	25.00	
63	BUCKLE UP	25.00	
64	BUCKLE UP	25.00	
65	BUCKLE UP	25.00	
66	BUCKLE UP	25.00	
67	BUCKLE UP	25.00	
68	BUCKLE UP	25.00	
69	BUCKLE UP	25.00	
70	BUCKLE UP	25.00	
71	BUCKLE UP	25.00	
72	BUCKLE UP	25.00	
73	BUCKLE UP	25.00	
74	BUCKLE UP	25.00	
75	BUCKLE UP	25.00	
76	BUCKLE UP	25.00	
77	BUCKLE UP	25.00	
78	BUCKLE UP	25.00	
79	BUCKLE UP	25.00	
80	BUCKLE UP	25.00	
81	BUCKLE UP	25.00	
82	BUCKLE UP	25.00	
83	BUCKLE UP	25.00	
84	BUCKLE UP	25.00	
85	BUCKLE UP	25.00	
86	BUCKLE UP	25.00	
87	BUCKLE UP	25.00	
88	BUCKLE UP	25.00	
89	BUCKLE UP	25.00	
90	BUCKLE UP	25.00	
91	BUCKLE UP	25.00	
92	BUCKLE UP	25.00	
93	BUCKLE UP	25.00	
94	BUCKLE UP	25.00	
95	BUCKLE UP	25.00	
96	BUCKLE UP	25.00	
97	BUCKLE UP	25.00	
98	BUCKLE UP	25.00	
99	BUCKLE UP	25.00	
100	BUCKLE UP	25.00	



1 Sans Serif Typeface
Font: Montserrat

The first three established a baseline for the formatting and style that I was going for, then I went out of my comfort zone to keep a creative narrative. During the first week, I struggled with coming up with 9 variations but it was a challenge that I took seriously. When creating these pieces, I thought of using type as imagery based and referenced from the album's music titles such as Killer Beast, Bleed Blood, Under Construction, etc.

Bold	Regular
1234567890	1234567890
Aa Bb Cc Dd Ee Ff Gg Hh Ii Jj Kk Ll Mm Nn Oo Pp Qq Rr Ss Tt Uu Vv Ww Xx Yy Zz	Aa Bb Cc Dd Ee Ff Gg Hh Ii Jj Kk Ll Mm Nn Oo Pp Qq Rr Ss Tt Uu Vv Ww Xx Yy Zz
Light	Thin
1234567890	1234567890
Aa Bb Cc Dd Ee Ff Gg Hh Ii Jj Kk Ll Mm Nn Oo Pp Qq Rr Ss Tt Uu Vv Ww Xx Yy Zz	Aa Bb Cc Dd Ee Ff Gg Hh Ii Jj Kk Ll Mm Nn Oo Pp Qq Rr Ss Tt Uu Vv Ww Xx Yy Zz

BLACK

01 BLACK-RAY 04.36
02 BRACE FOR FRICKING IMPACT 04.22
03 Circles of Death 03.40
04 Nasty * Nasty * Spell 04.24

MAGIK

05 Arche 05.22
06 Night Raid / with a Dragon 03.34
07 Lúin of Celtchar 03.17
08 Killer Beast 04.07
09 Blackmagik Blazing 04.33

BLAZING

10 [BLEED BLOOD] 04.77
11 SECRET BOSS 04.35
12 NIGHTMARE + CITY 05.25
13 //Under Construction// 04.45
14 We Could Get More Machinegun
Pystyle! (And More Genre Switches) 07.12

BLACK
MAGIK
BLAZING


**BLACK
MAGIK
BLAZING**

CAMELLIA

CAMELLIA

BLACK
MAGIK
BLAZING

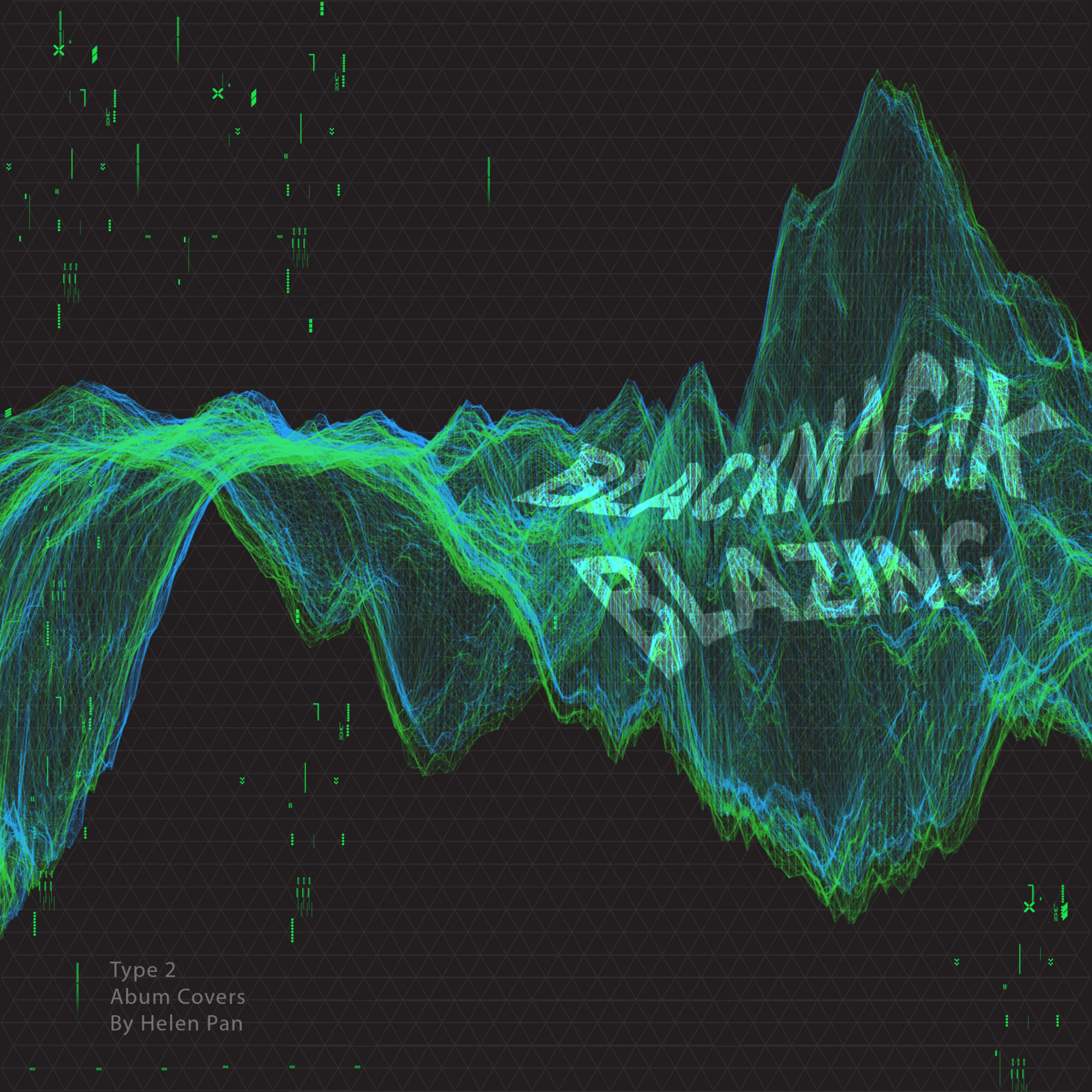
**BLACK
MAGIK
BLAZING**



1 Sans Serif Typeface + Line

For this exercise, the directions were to use the same typeface and copy used in the last exercise. The first layout, 1 line needs to be integrated into the composition. For the second, include 2 lines. For the third, 3 lines, etc. all the way up to 9 lines.

I integrated negative space, blocks, cuts, and extended typefaces for lines keeping the theme of chaotic Camellia's tendency to create organized chaos from sound.



Type 2
Album Covers
By Helen Pan

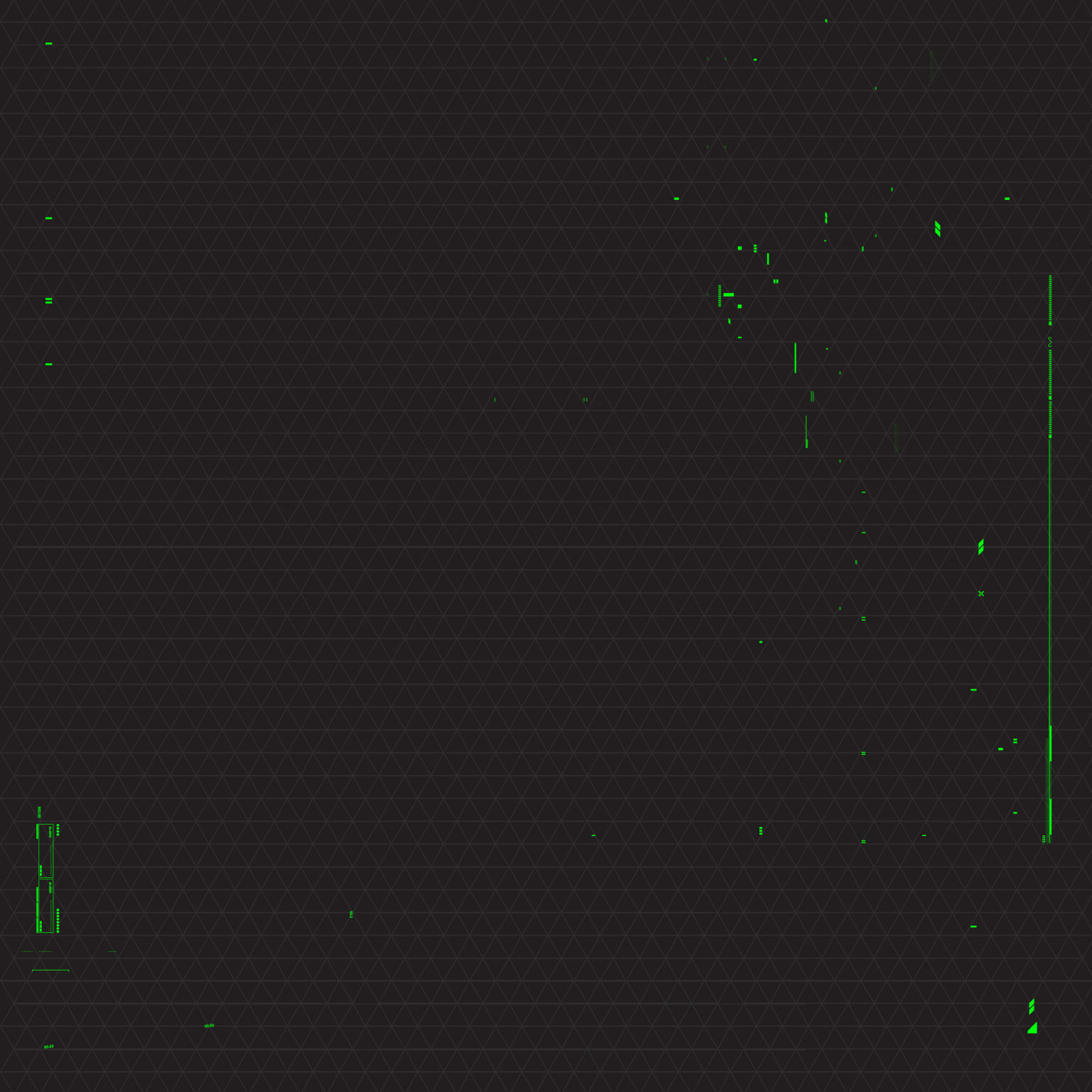
BLACKPINK BLAZING

ALBUM COVERS MADE BY HELEN PAN

The background of the entire page is a dark gray field with a subtle, repeating geometric pattern of thin green lines and small dots. These elements are arranged in a way that suggests a grid or a series of interconnected points, creating a modern, technical aesthetic. The pattern is more dense in some areas and more sparse in others, adding visual interest without being distracting.

CONTENTS

Introduction	01
1 Typeface	04
1 Typeface + Line	08
1 Typeface + Shape	16
Font Pairing	18
1 Typeface + 1 Color	20
Experimental Type	24
Type as Image/Texture	28
Kerning Exercises	32



INTRODUCTION

This is a series of typographic exercises to further develop type fundamentals through different forms of expression, and second, application of the learned fundamentals through a poster series. Historical and contemporary typographic issues are addressed as part of the introduction to the subject. Each exercise utilizes 9 unique and conceptual typographic layouts, with a favorite select on an chosen album.

For this typography foundation sequence, I chose the album Blackmagik Blazing by Camellia released 2019 including 14 songs. The modern piece is focused on darkness and black magic. From dark and gloomy songs, to comical horror songs. The genres of Neurofunk, Dubstep, Speedcore, Psystyle, Hi-tech, Bass-house, Electroswing, and various Hardcore etc. From Celtic music to heavy metal, Rawstyle, Chiptune, the elements are intricately intertwined, making it a “magical” work, not just an album.



Masaya Oya or Camellia also known as Cametek, is a Japanese EDM artist: a composer, an arranger, and a musical lyricist that creates mainly rhythm-gamewise music featuring hardcore, bass music and dance music. His music is featured in games such as Osu!, BeatSaber, Arcaea, Sound Voltex, etc. And as sub-weapon, denpa/dempa songs. Moreover, pops, rock, metal, jazz, ethnic, chiptune, etc., making any kind of music and shuffling them to cause a chemical reaction.

Masaya is an all-round artist, being proficient on piano, bass, and guitar, as well as for having a varied music style, having dabbled in several styles and countless genres. He's well versed on EDM, dubstep/drumstep, electro, glitch hop, and psytrance, but often does trap, hardcore, hardstyle, and speedcore. He also composes denpa music, often collaborating and even releasing a few albums together with vocalist nanahira.

1 Typeface

Blackmagik Blazing

C A M E L I A

01 BLACK-RAY 04:36
02 BRACE FOR FRICKING IMPACT 04:22
03 Circles of Death 03:40
04 Nasty *Nasty * Spell 04:24
05 Arche 05:21
06 Night Raid with a Dragon 03:34
07 Lúin Óf Ceitchar 05:17
08 KillerBeast 04:07
09 Blackmagik Blazing [BLEED BLOOD] 04:17
10 SECRET BOSS 04:31
11 We Could Get More Machinegun Paystyle! (And More Genre Switches) 04:45
12 //Under Construxion!!! 04:25
13 NIGHTMARE † CITY 07:12

BLACKMAGIK

01 BLACK-RAY 04:36
02 BRACE FOR FRICKING IMPACT 04:22
03 Circles of Death 03:40
04 Nasty *Nasty * Spell 04:24
05 Arche 05:21
06 Night Raid with a Dragon 03:34
07 Lúin Óf Ceitchar 05:17
08 KillerBeast 04:07
09 Blackmagik Blazing [BLEED BLOOD] 04:17
10 SECRET BOSS 04:31
11 We Could Get More Machinegun Paystyle! (And More Genre Switches) 04:45
12 //Under Construxion!!! 04:25
13 NIGHTMARE † CITY 07:12

BLAZING

BLACKMAGIK

01 BLACK-RAY 04:36
02 BRACE FOR FRICKING IMPACT 04:22
03 Circles of Death 03:40
04 Nasty *Nasty * Spell 04:24
05 Arche 05:21
06 Night Raid with a Dragon 03:34
07 Lúin Óf Ceitchar 05:17
08 KillerBeast 04:07
09 Blackmagik Blazing [BLEED BLOOD] 04:17
10 SECRET BOSS 04:31
11 We Could Get More Machinegun Paystyle! (And More Genre Switches) 04:45
12 //Under Construxion!!! 04:25
13 NIGHTMARE † CITY 07:12

BLAZING

BLACKMAGIK

01 BLACK-RAY 04:36
02 BRACE FOR FRICKING IMPACT 04:22
03 Circles of Death 03:40
04 Nasty *Nasty * Spell 04:24
05 Arche 05:21
06 Night Raid with a Dragon 03:34
07 Lúin Óf Ceitchar 05:17
08 KillerBeast 04:07
09 Blackmagik Blazing [BLEED BLOOD] 04:17
10 SECRET BOSS 04:31
11 We Could Get More Machinegun Paystyle! (And More Genre Switches) 04:45
12 //Under Construxion!!! 04:25
13 NIGHTMARE † CITY 07:12

BLAZING

BLACKMAGIK

01 BLACK-RAY 04:36
02 BRACE FOR FRICKING IMPACT 04:22
03 Circles of Death 03:40
04 Nasty *Nasty * Spell 04:24
05 Arche 05:21
06 Night Raid with a Dragon 03:34
07 Lúin Óf Ceitchar 05:17
08 KillerBeast 04:07
09 Blackmagik Blazing [BLEED BLOOD] 04:17
10 SECRET BOSS 04:31
11 We Could Get More Machinegun Paystyle! (And More Genre Switches) 04:45
12 //Under Construxion!!! 04:25
13 NIGHTMARE † CITY 07:12

BLAZING



1 Sans Serif Typeface

Font: Montserrat

The first three established a baseline for the formatting and style that I was going for, then I went out of my comfort zone to keep a creative narrative. During the first week, I struggled with coming up with 9 variations but it was a challenge that I took seriously. When creating these pieces, I thought of using type as imagery based and referenced from the album’s music titles such as Killer Beast, Bleed Blood, Under Construction, etc.

Bold	Regular
1234567890	1234567890
Aa Bb Cc Dd Ee Ff Gg Hh Ii Jj Kk Ll Mm Nn Oo Pp Qq Rr Ss Tt Uu Vv Ww Xx Yy Zz	Aa Bb Cc Dd Ee Ff Gg Hh Ii Jj Kk Ll Mm Nn Oo Pp Qq Rr Ss Tt Uu Vv Ww Xx Yy Zz
Light	Thin
1234567890	1234567890
Aa Bb Cc Dd Ee Ff Gg Hh Ii Jj Kk Ll Mm Nn Oo Pp Qq Rr Ss Tt Uu Vv Ww Xx Yy Zz	Aa Bb Cc Dd Ee Ff Gg Hh Ii Jj Kk Ll Mm Nn Oo Pp Qq Rr Ss Tt Uu Vv Ww Xx Yy Zz

1 Typeface + Line

BLACK

01 BLACK - RAY 04:36

02 BRACEFOR FRICKING IMPACT 04:22

03 Circles of Death 03:40

04 Nasty * Nasty * Spell 04:24

MAGIK

05 Arche 05:21

06 Night Raid with a Dragon 03:34

07 Lúin òf Celtchar 05:17

08 KillerBeast 04:07

09 Blackmagik Blazing 04:32

BLAZING

10 [BLEED BLOOD] 04:17

11 SECRET BOSS 04:31

12 NIGHTMARE † CITY 05:25

13 ///Under Construxion/// 04:45

14 We Could Get More Machinegun
Psystyle! (And More Genre Switches) 07:12

1. BLACK - RAY 04:36 2. BRACE FOR FRICKING IMPACT 04:22 3. Circles of Death 03:40 4. Nasty * Nasty * Spell 04:24 5. Arche 05:21 6. Night Raid with a Dragon 03:34 7. Lúin òf Celtchar 05:17 8. KillerBeast 04:07 9. Blackmagik Blazing 04:32 10. [BLEED BLOOD] 04:17 11. SECRET BOSS 04:31 12. We Could Get More Machinegun Psystyle! (And More Genre Switches) 07:12 13. ///Under Construxion/// 04:45 14. NIGHTMARE † CITY 05:25

BLACK
MAGIK
BLAZING

BLACK
MAGIK
BLAZING

CAMELLIA

1. BLACK - RAY 04:36
2. BRACE FOR FRICKING IMPACT 04:22
3. Circles of Death 03:40
4. Nasty * Nasty * Spell 04:24
5. Arche 05:21
6. Night Raid with a Dragon 03:34
7. Lúin òf Celtchar 05:17
8. KillerBeast 04:07
9. Blackmagik Blazing 04:32
10. [BLEED BLOOD] 04:17
11. SECRET BOSS 04:31
12. We Could Get More Machinegun
Psystyle! (And More Genre Switches) 07:12
13. ///Under Construxion/// 04:45
14. NIGHTMARE † CITY 05:25

BLACK
MAGIK
BLAZING


CAMELLIA

01. BLACK - RAY 04:36
02. BRACE FOR FRICKING IMPACT 04:22
03. Circles of Death 03:40
04. Nasty * Nasty * Spell 04:24
05. Arche 05:21
06. Night Raid with a Dragon 03:34
07. Lúin òf Celtchar 05:17
08. KillerBeast 04:07
09. Blackmagik Blazing 04:32
10. [BLEED BLOOD] 04:17
11. SECRET BOSS 04:31
12. NIGHTMARE † CITY 05:25
13. ///Under Construxion/// 04:45
14. We Could Get More Machinegun
Psystyle! (And More Genre Switches) 07:12

BLACK
MAGIK
BLAZING

CAMELLIA

1. BLACK - RAY 04:36
2. BRACE FOR FRICKING IMPACT 04:22
3. Circles of Death 03:40
4. Nasty * Nasty * Spell 04:24
5. Arche 05:21
6. Night Raid with a Dragon 03:34
7. Lúin òf Celtchar 05:17
8. KillerBeast 04:07
9. Blackmagik Blazing 04:32
10. [BLEED BLOOD] 04:17
11. SECRET BOSS 04:31
12. We Could Get More Machinegun
Psystyle! (And More Genre Switches) 07:12
13. ///Under Construxion/// 04:45
14. NIGHTMARE † CITY 05:25



1 Sans Serif Typeface + Line

For this exercise, the directions were to use the same typeface and copy used in the last exercise. The first layout, 1 line needs to be integrated into the composition. For the second, include 2 lines. For the third, 3 lines, etc. all the way up to 9 lines.

I integrated negative space, blocks, cuts, and extended typefaces for lines keeping the theme of chaotic Camellia's tendency to create organized chaos from sound.

blackmagik blazing

14

07:12

NIGHTMARE † CITY

13

04:45

///Under Construction///

12

05:25

We Could Get More Machinegun
Pysstyle! (And More Genre Switches)

11

04:31

SECRET BOSS

10

04:17

[BLEED BLOOD]

09

04:32

Blackmagik Blazing

08

04:07

KillerBeast

07

05:17

Lúin òf Celtaḡaḡ

06

03:34

Night Raid with a Dragon

05

05:21

Arche

04

04:24

Nasty * Nasty * Spell

03

03:40

Circles of Death

02

04:22

BRACE FOR FRICKING IMPACT

01

04:36

BLACK - RAY

1. BLACK - RAY 04:36 2. BRACE FOR FRICKING IMPACT 04:22 3. Circles of Death 03:40 4. Nasty * Nasty * Spell 04:24 5. Arche 05:21 6. Night Raid with a Dragon 03:34 7. Lúin òf Celtaḡaḡ 05:17 8. KillerBeast 04:07 9. Blackmagik Blazing 04:32 10. [BLEED BLOOD] 04:17 11. SECRET BOSS 04:31 12. We Could Get More Machinegun Pysstyle! (And More Genre Switches) 05:25 13. ///Under Construction/// 04:45 14. NIGHTMARE † CITY 07:12

BLACKMAGIK BLAZING

Camellia

01 BLACK - RAY 04:36

02 BRACE FOR FRICKING IMPACT 04:22

03 Circles of Death 03:40

04 Nasty * Nasty * Spell 04:24

05 Arche 05:21

06 Night Raid with a Dragon 03:34

07 Lúin òf Celtaḡaḡ 05:17

08 KillerBeast 04:07

09 Blackmagik Blazing 04:32

10 [BLEED BLOOD] 04:17

11 SECRET BOSS 04:31

12 NIGHTMARE † CITY 05:25


13 ///Under Construction/// 04:45

14 We Could Get More Machinegun Pysstyle! (And More Genre Switches) 05:25

BLACKMAGIK BLAZING CAMELLIA

1. BLACK - RAY 04:36 2. BRACE FOR FRICKING IMPACT 04:22 3. Circles of Death 03:40 4. Nasty * Nasty * Spell 04:24 5. Arche 05:21 6. Night Raid with a Dragon 03:34 7. Lúin òf Celtaḡaḡ 05:17 8. KillerBeast 04:07 9. Blackmagik Blazing 04:32 10. [BLEED BLOOD] 04:17 11. SECRET BOSS 04:31 12. We Could Get More Machinegun Pysstyle! (And More Genre Switches) 05:25 13. ///Under Construction/// 04:45 14. NIGHTMARE † CITY 07:12

1. BLACK - RAY 04:36 2. BRACE FOR FRICKING IMPACT 04:22 3. Circles of Death 03:40 4. Nasty * Nasty * Spell 04:24 5. Arche 05:21 6. Night Raid with a Dragon 03:34 7. Lúin òf Celtaḡaḡ 05:17 8. KillerBeast 04:07 9. Blackmagik Blazing 04:32 10. [BLEED BLOOD] 04:17 11. SECRET BOSS 04:31 12. We Could Get More Machinegun Pysstyle! (And More Genre Switches) 05:25 13. ///Under Construction/// 04:45 14. NIGHTMARE † CITY 07:12

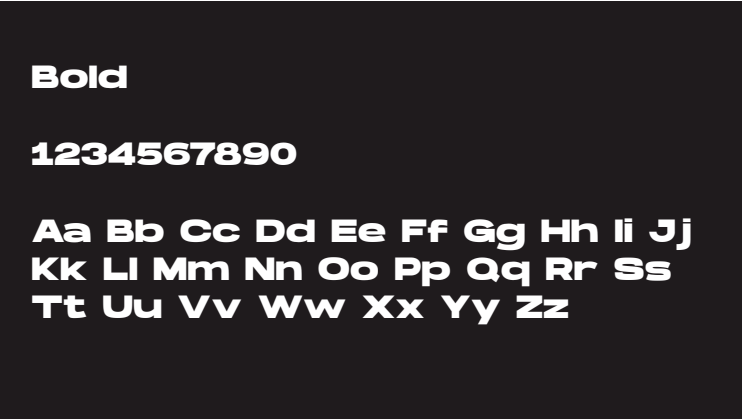


1 Sans Serif Typeface + Shape

Font: Hanson


- Rules:
- Set 1: Design three layouts using 1 TYPEFACE + 1 SHAPE
 - Set 2: Design three layouts using 1 TYPEFACE + 2 SHAPES
 - Set 3: Design three layouts using 1 TYPEFACE + 3 SHAPES
- + All copy elements must be used
 - + Black and White only (no color, no grayscale)
 - + Do not introduce other elements
 - + Do not repeat copy or manipulate letterforms
 - + Shapes must be primitive/abstract – avoid illustrations and figures
 - + Different font weights and font sizes are allowed

Keeping an abstract shape without creating an image was difficult to think of for this exercise. But what helped me get through was inspiration from Saul Bass and negative space. I knew I needed to make shapes that were pointed and edgy to match the style of the music.



Font Pairing





1 Sans Serif Typeface + 1 Serif Typeface

New Font: Playfair Display

Rules:

Set 1: Design three layouts with a serif typeface as the headliner and a sans-serif typeface as the body

Set 2: Design three layouts with a sans-serif typeface as the headliner and a serif font as the body

Set 3: Design three layouts using two or more weights of the same typeface

As I juggle with more rules, it was gradually increasing the difficulty to produce 9 more designs. Big and bold were ideas in my head while creating these pieces as well as music visualization.

BOLD 1234567890 AA BB CC DD EE FF GG HH II JJ KK LL MM NN OO PP QQ RR SS TT UU VV WW XX YY ZZ	REGULAR 1234567890 AA BB CC DD EE FF GG HH II JJ KK LL MM NN OO PP QQ RR SS TT UU VV WW XX YY ZZ
BLACK 1234567890 AA BB CC DD EE FF GG HH II JJ KK LL MM NN OO PP QQ RR SS TT UU VV WW XX YY ZZ	<i>BLACK ITALIC</i> 1234567890 AA BB CC DD EE FF GG HH II JJ KK LL MM NN OO PP QQ RR SS TT UU VV WW XX YY ZZ



CAMELLIA
04:36 03:40 05:21 05:17 04:32 04:31 04:45
04:22 04:24 03:34 04:07 04:17 05:25 07:12

01 BLACK - RAY

02 BRACE FOR FRICKING IMPACT

03 Circles of Death

04 Nasty * Nasty * Spell

05 Arche

06 Night Raid with a Dragon

07 Lúin Øf Celtchar

08 KillerBeast

09 Blackmagik Blazing

10 [BLEED BLOOD]

11 SECRET BOSS

12 We Could Get More Machinegun
Pysstyle! (And More Genre Switches)

13 ///Under Construxion///

14 NIGHTMARE † CITY

BLACK
MAGIK
BLAZING

01 BLACK - RAY
02 BRACE FOR FRICKING IMPACT
Circles of Death

03 Arche
04 Nasty * Nasty * Spell
Night Raid with a Dragon

05 Lúin Øf Celtchar
KillerBeast

06 SECRET BOSS
07 NIGHTMARE † CITY
///Under Construxion///

08 We Could Get More
Machinegun Pysstyle!
(And More Genre Switches)

09 Blackmagik Blazing
[BLEED BLOOD]

01 BLACK - RAY 04:36
02 BRACE FOR FRICKING IMPACT 04:22
03 Circles of Death 03:40
04 Nasty * Nasty * Spell 04:24
05 Arche 05:21
06 Night Raid with a Dragon 03:34
07 Lúin Øf Celtchar 05:17
08 KillerBeast 04:07
09 Blackmagik Blazing 04:32
10 [BLEED BLOOD] 04:17
11 SECRET BOSS 04:31
12 NIGHTMARE † CITY 05:25
13 ///Under Construxion/// 04:45
14 We Could Get More Machinegun
Pysstyle! (And More Genre Switches) 07:12

BLACK
MAGIK
BLAZING

CAMELLIA

01 04:36 BLACK - RAY
02 04:22 BRACE FOR FRICKING IMPACT
03 03:40 Circles of Death
04 04:24 Nasty * Nasty * Spell
05 05:21 Arche
06 03:34 Night Raid with a Dragon
07 05:17 Lúin Øf Celtchar
08 04:07 KillerBeast
09 04:32 Blackmagik Blazing
10 04:17 [BLEED BLOOD]
11 04:31 SECRET BOSS
12 05:25 We Could Get More
Machinegun Pysstyle!
(And More Genre Switches)
13 04:45 ///Under Construxion///
14 07:12 NIGHTMARE † CITY


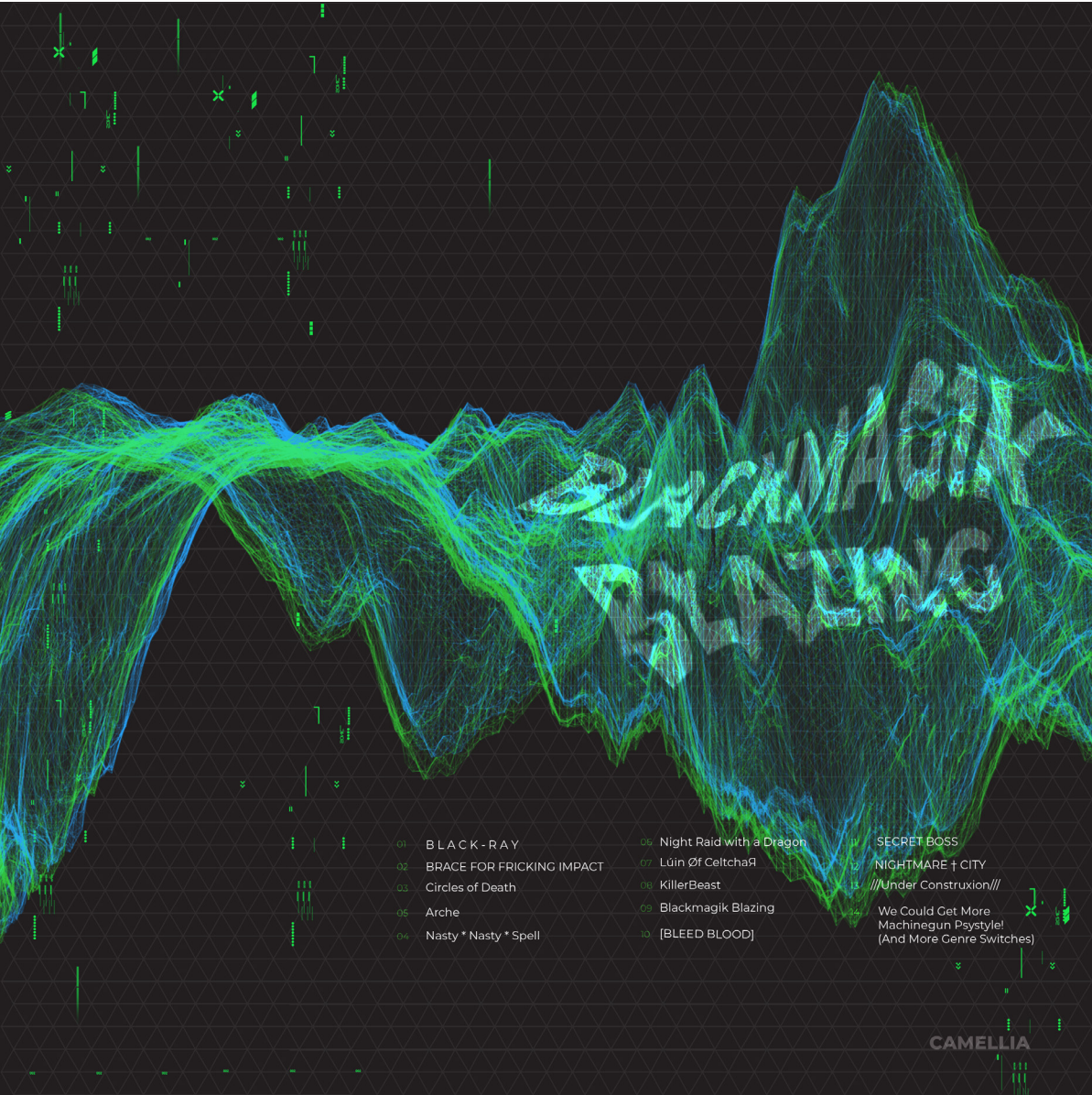
BLACK
MAGIK
BLAZING


1 Sans Serif Typeface + 1 Color

Rules:
Each layout must contain only 1 color
Color can be applied as an abstract element, a visual treatment, or as letterform

The colors I chose related to what I categorized black magic to such as purple and blue flames. Since the rules were reduced, I was able to manipulate the type to the style of the album such as anarchic or pointed angles. As for the orange variation, I decided to warp the type into a spiral simulating a visual like a trance similar to a pentagram. Some influences to the designs were based off of technological games and movies such as Tron.

Experimental Type





Experimental Type


Rules:



Each layout must contain only 1 color

Color can be applied as an abstract element, a visual treatment, or as letterform

With experimental type, I got to have a chance to use the elements in ways that I felt went well to the hardcore edm music without any limitations. I focused heavily on the execution using mainly photoshop and illustrator to make these warps using tools. These tools include wire frame brushes and abstract toolkit and many more to make these elements visually appeal the techno but dark side of the album. For the dragon design, I decided to incorporate image to dot converter that can be interpreted only with fonts that support braille and used it to show the “Killer Beast”. Many of the variations were inspired using black holes, space, and retro themes.

Type as Image/Texture





Type as Image/ Texture

Rules:
Each layout must execute type as an image/texture conceptually to promote a narrative

For this exercise, I decided to take the advantage of using images and used elements like skulls and dragons to further incorporate the message of Camellia's music. Similar to the expiremental, I used Photoshop as my main source of creating these designs. I wanted each variation to have its own theme such as graffiti, orderless with scratchy type, magical wispy smoke and more.

Helen Pan

Helen Pan

Helen Pan

Helen Pan

Helen Pan

HELEN PAN

H E L E N P A N

Helen Pan

H e l e n P a n

Helen Pan

Helen Pan

Helen Pan

HelenPan

Helen Pan

H e l e n P a n

HELEN PAN

H E L E N P A N

Nap Neleh

Nap Neleh

Nap Neleh

Nap Neleh

